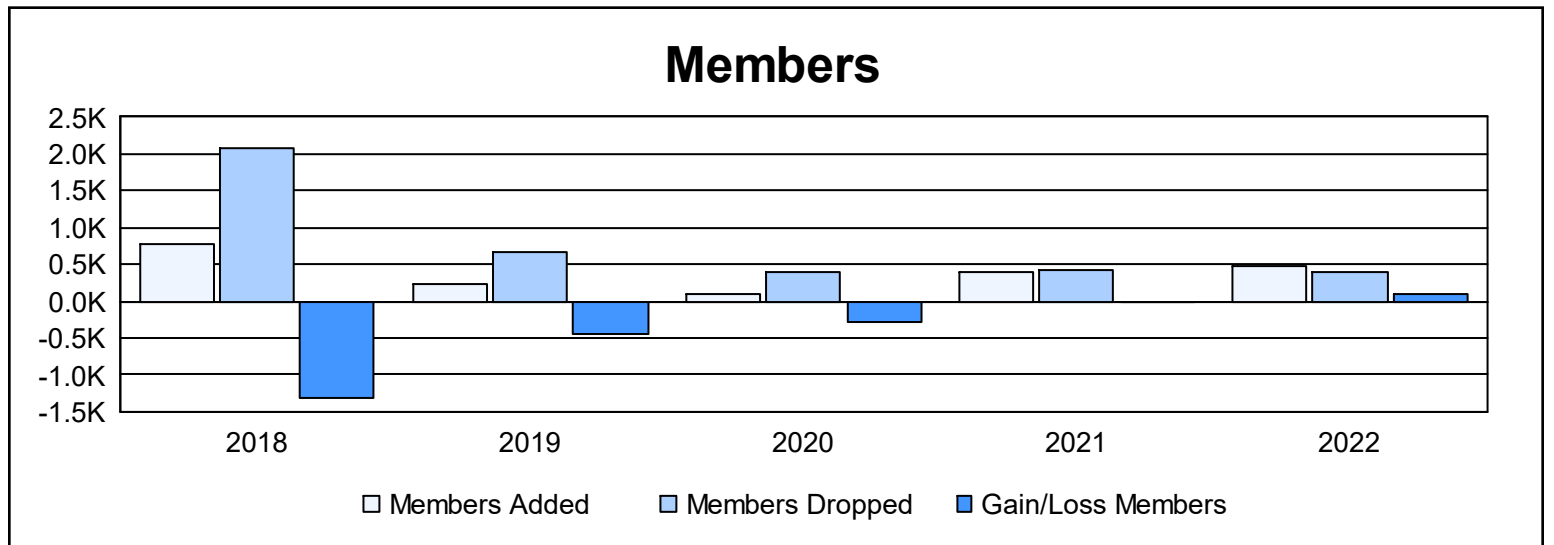
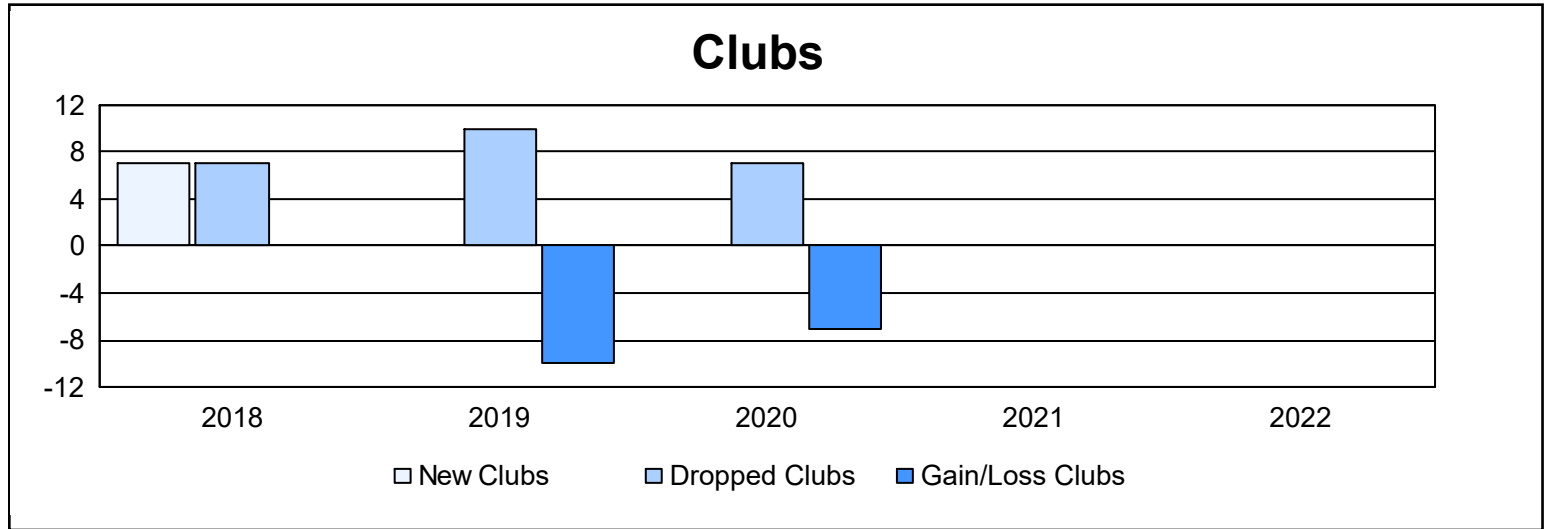
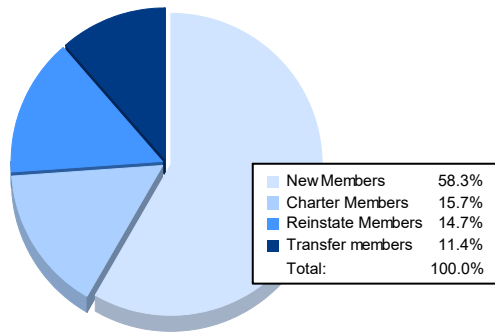


Year	New Clubs	Dropped Clubs	Gain/ Loss Clubs	New Members	Charter Members	Reinstate Members	Transfer Members	Total Member Added	Total Members Dropped	Gain/ Loss Members
2017-2018	7	7	0	303	325	116	23	767	2,070	-1,303
2018-2019	0	10	-10	114	57	36	18	225	671	-446
2019-2020	0	7	-7	0	44	49	3	96	384	-288
2020-2021	0	0	0	278	49	47	34	408	426	-18
2021-2022	0	0	0	282	76	71	55	484	384	100
<b>Average</b>	<b>1</b>	<b>5</b>	<b>-3</b>	<b>195</b>	<b>110</b>	<b>64</b>	<b>27</b>	<b>396</b>	<b>787</b>	<b>-391</b>



### Membership Composition June 2022 Cumulative



### Gender Composition June 2022 Cumulative

